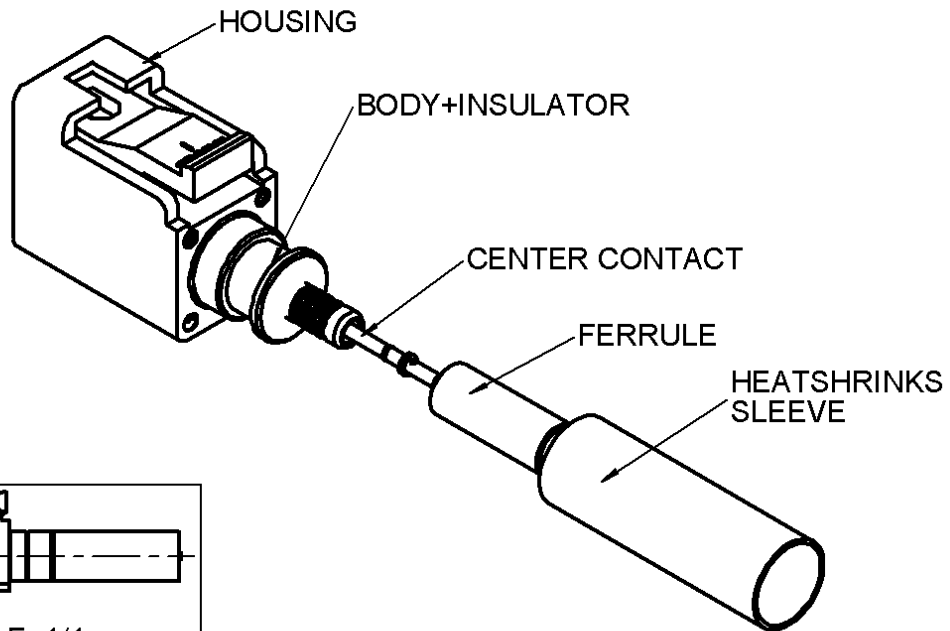
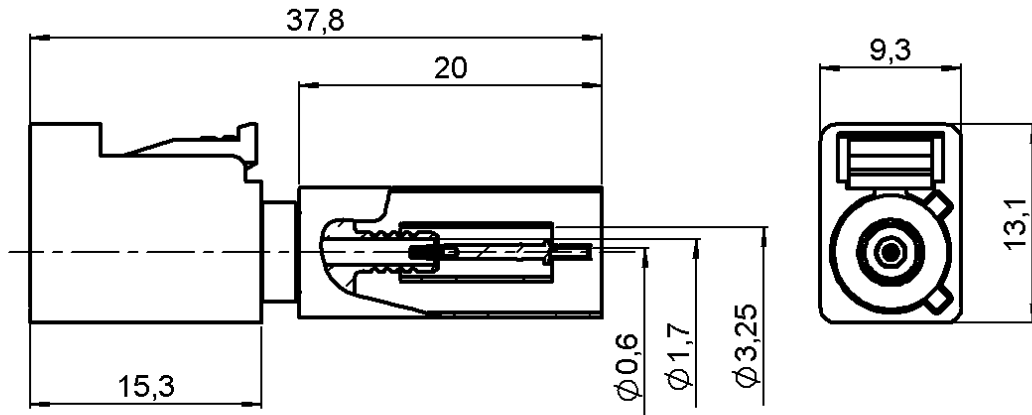


WATERPROOF STRAIGHT PLUG CRIMP+HOUSING

R197.114.D11

CABLE 2.6/50S

Series : **SMB**
CARLOCK



IP67 with the connector R197.134.D11 only

All dimensions are in mm.



| COMPONENTS | MATERIALS | PLATING (µm) | |
|----------------|------------------------|------------------------|------------|
| BODY | BRONZE | NICKEL 2 | |
| CENTER CONTACT | BRONZE | GOLD 0.8 OVER NICKEL 2 | |
| OUTER CONTACT | - | - | |
| INSULATOR | PTFE | - | |
| GASKET | NBR 70 | - | |
| OTHERS PARTS | BRASS | NICKEL 2 | |
| HOUSING | PA6.6 GF15 (POLYAMIDE) | UL CLASSIFICATION | COLOR |
| | | UL 94 V-2 | SEE PAGE 3 |

Issue : 0637 B

In the effort to improve our products, we reserve the right to make changes judged to be necessary.



WATERPROOF STRAIGHT PLUG CRIMP+HOUSING

R197.114.D11

CABLE 2.6/50S

Series : **SMB**
CARLOCK

PACKAGING

| Standard | Unit | Other |
|------------|-------------------|-------------------|
| 100 | 'W' option | Contact us |

SPECIFICATION

QS9000

ELECTRICAL CHARACTERISTICS

| | | |
|---------------------------------|---------------------|--------------------------|
| Impedance | 50 | Ω |
| Frequency | 0-4 | GHz |
| VSWR | TBD + 0,0000 | x F(GHz) Maxi |
| Insertion loss | TBD | \sqrt{F} (GHz) dB Maxi |
| RF leakage | - (TBD | - F(GHz)) dB Maxi |
| Voltage rating | 335 | Veff Maxi |
| Dielectric withstanding voltage | 1000 | Veff mini |
| Insulation resistance | 1000 | M Ω mini |

CABLE ASSEMBLY

| Stripping | a | b | c | d | e | f |
|-----------|------|------|------|------|------|------|
| mm | 3,00 | 5,50 | 14,0 | 0,00 | 11,0 | 0,00 |

Assembly instruction : **See page 4**

Recommended cable(s)

RG 174

RG 316

Characteristics indicated on this data sheet are those that can be achieved with the highest performance cable. Intrinsic limitations of the cable may diminish the performance of the assembly

Cable retention

| | | |
|------------|-------|------------|
| - pull off | RG174 | 65* N mini |
| | RG316 | 110 N mini |
| - torque | | NA N.cm |

MECHANICAL CHARACTERISTICS

| | | |
|----------------------------|-----------|-----------|
| Center contact retention | | |
| Axial force – Mating end | 10 | N mini |
| Axial force – Opposite end | 10 | N mini |
| Torque | | N.cm mini |

TOOLING

| Part Number | Description | Hexagon |
|--------------|---------------------------------|-------------------------|
| . | . | . |
| R282.235.915 | CRIMPING DIES | Hex 3.25 Square 0.72 |
| R282.271.000 | CRIMPING TOOL | Hex 3.25 Square 0.72 |
| R282.281.000 | CRIMPING TOOL | 2x4pts 3pos |
| R282.293.000 | CRIMPING TOOL M22520/5-01 | |
| R282.967.034 | POSITIONER FOR TOOL R282 281 | |

| | | |
|--------------------|---------------|------|
| Recommended torque | | |
| Mating | NA | N.cm |
| Panel nut | NA | N.cm |
| Clamp nut | NA | N.cm |
| A/F clamp nut | 0,0000 | mm |

| | | |
|-------------|---------------|-------------|
| Mating life | 10 | Cycles mini |
| Weight | 3,8300 | g |

ENVIRONMENTAL

| | | |
|-----------------------|------------------|--------------|
| Operating temperature | -40/+110* | $^{\circ}$ C |
| Hermetic seal | NA | Atm.cm3/s |
| Panel leakage | IP67 | |

OTHER CHARACTERISTICS

*Depends on the cable used

Issue : **0637 B**

In the effort to improve our products, we reserve the right to make changes judged to be necessary.

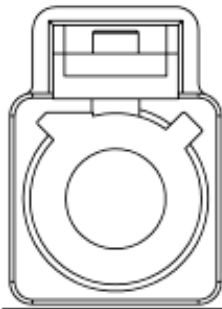


WATERPROOF STRAIGHT PLUG CRIMP+HOUSING

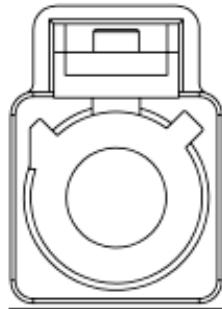
R197.114.D11

CABLE 2.6/50S

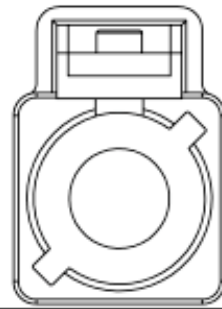
Series : SMB
CARLOCK



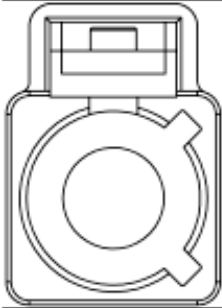
CODING A
 COLOR BLACK
 RAL 9005



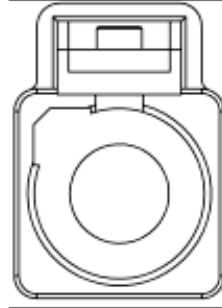
CODING B
 COLOR CREAMWHITE
 RAL9001



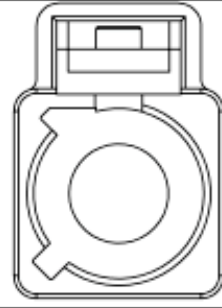
CODING C
 COLOR BLUE
 RAL 5005



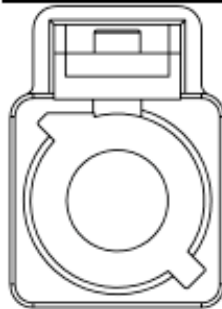
CODING D
 COLOR BORDEAUX
 VIOLET
 RAL 4004



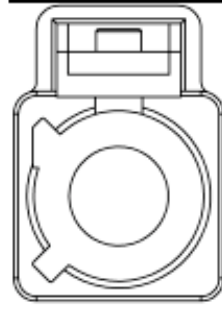
CODING E
 COLOR GREEN
 RAL 6002



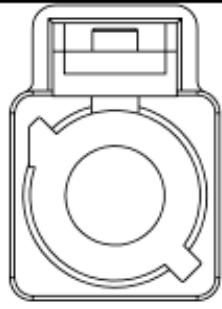
CODING F
 COLOR BROWN
 RAL 8011



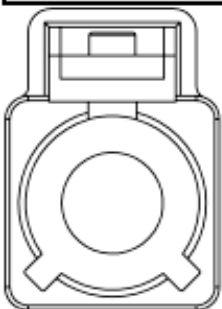
CODING G
 COLOR GREY
 RAL7031



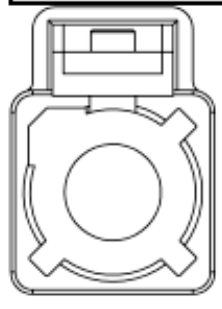
CODING H
 COLOR VIOLET
 RAL 4003



CODING I
 COLOR BEIGE
 RAL 1001



CODING K
 COLOR CURRY
 RAL 1027



CODING Z
 COLOR WATER BLUE
 RAL 5021

UL CLASSIFICATION
 UL 94V-2

**According to FAKRA specifications*

-To obtain the complete P/N please fill in the blank " _ " with the coding letter

Issue : 0637 B

In the effort to improve our products, we reserve the right to make changes judged to be necessary.



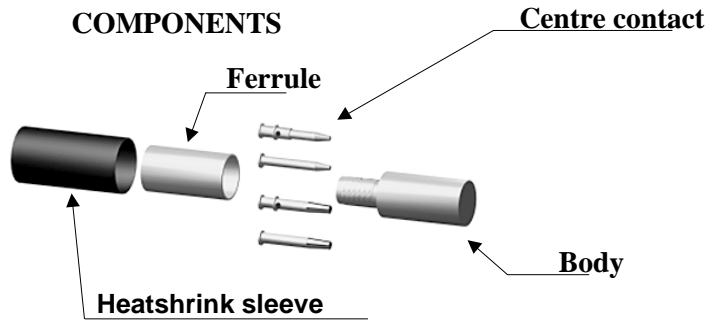
WATERPROOF STRAIGHT PLUG CRIMP+HOUSING

R197.114.D11

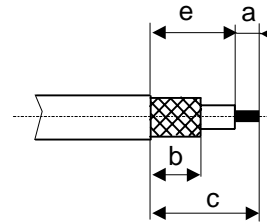
CABLE 2.6/50S

Series : SMB
CARLOCK


COMPONENTS




STRIPPING DIMENSIONS




1
Slide the heatshrink sleeve onto the cable.
Slide the ferrule onto the cable.
Strip the cable.




4
Slide the cable into the body until it bottoms against the insulator.




2
Slide the centre contact on until it bottoms against the cable dielectric.
Solder the centre contact.
Clean solder area.



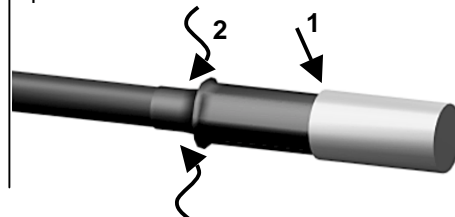
5
Slide the ferrule over the braid.
Crimp the ferrule with crimping tool (see connector TDS).



3
Fan the braid.



6
Cut the excess of braid if necessary.
Slide the sleeve over the ferrule and heatshrink it in place.



Issue : 0637 B

In the effort to improve our products, we reserve the right to make changes judged to be necessary.

